

# HPC Endmills

## *HPC Fräser*

High Performance Solide Carbide Endmills  
*Hochleistungs-VHM-Fräser*




ZCC Cutting Tools Europe GmbH

your Partner | your Value

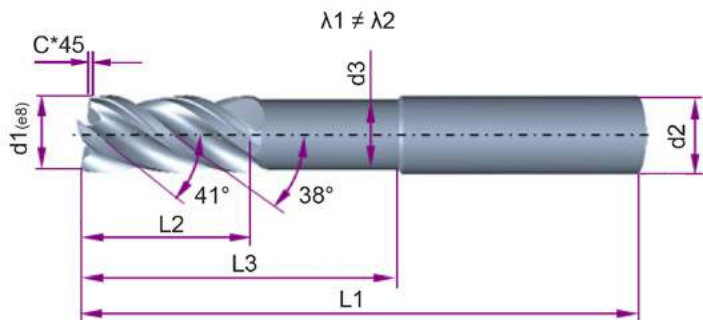
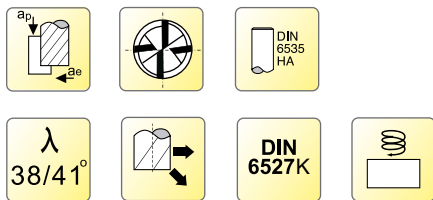
## HPC Endmills / HPC Fräser

- Unique geometry design with 38°/41° helix angle in optimal combination of top grade, KMG 405.
  - Suitable for roughing and finishing of steel, alloy steel and stainless steel, heat resistance super alloy.
  - Effective milling with higher feed rate and bigger cutting depth.
  - Quiet machining without vibration.
  - Long tool life and good surface finishing.
- Einzigartige Geometrie mit ungleichem Spiralwinkel (38°/41°), in Kombination mit der Hochleistungssorte KMG 405.
  - Geeignet zur Schrupp- und Schlichtbearbeitung von Stahl, legiertem Stahl, rostfreiem Stahl, und warmfesten Superlegierungen.
  - Effektive Fräsbearbeitung mit höheren Vorschüben und größeren Schnitttiefen.
  - Ruhige Bearbeitung ohne Vibrationen.
  - Höhere Standzeit und bessere Oberflächenqualität.



### 5501R38414GM

4-flute end mills  
4-Schneiden VHM Schaftfräser




Type Typ	Dimension(mm) Abmessungen							Teeth Zähne Z	Application Anwendung Grade Sorte	Material Grade			
	d1(e8)	d2(h6)	L1	L2	d3	L3	C*45°			P	M	K	S
5501R38414GM-0400	4	6	54	8	3.70	16	0.01-0.06	4					●
5501R38414GM-0500	5	6	54	9	4.70	17	0.01-0.06	4					●
5501R38414GM-0600	6	6	54	10	5.70	18	0.06-0.10	4					●
5501R38414GM-0800	8	8	58	12	7.70	22	0.06-0.10	4					●
5501R38414GM-1000	10	10	66	14	9.50	26	0.06-0.10	4					●
5501R38414GM-1200	12	12	73	16	11.50	28	0.10-0.15	4					●
5501R38414GM-1400	14	14	75	18	13.50	30	0.10-0.15	4					●
5501R38414GM-1600	16	16	82	22	15.50	34	0.10-0.15	4					●
5501R38414GM-1800	18	18	84	24	17.50	36	0.10-0.15	4					●
5501R38414GM-2000	20	20	92	26	19.50	42	0.15-0.20	4					●

● ex stock / ab Lager ○ on demand / auf Anfrage

✓ = Very suitable · Sehr empfohlen  
✓ = Suitable · Empfohlen

### Material Overview · Material Übersicht

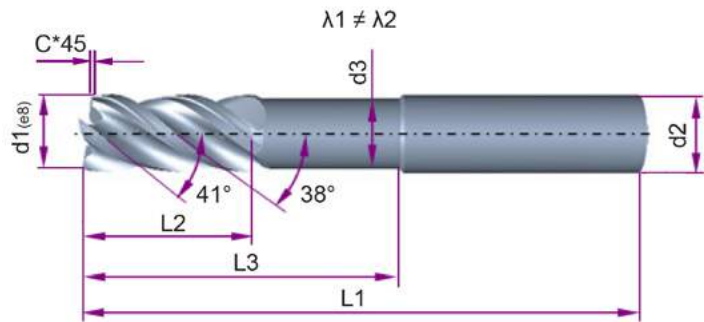
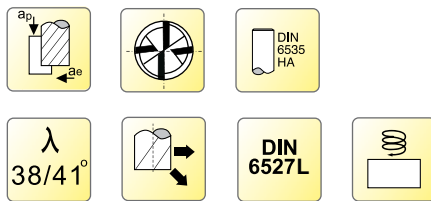
		Workpiece material Werkstückstoff									
Carbon steel Kohlenstoff- Stahl	Alloy steel Legierter Stahl	Hardened steel Gehärteter Stahl				Stainless steel · Rostfreier Stahl	Cast iron, Nodular cast iron Grauguss GGG	Copper alloy Kupfer Leg.	Aluminum alloy Alu. Leg.	Titanium alloy Titan Leg.	Heat resist. alloy Warmfeste Leg.
		~40HRC	~50HRC	~60HRC	~68HRC						
✓	✓	✓	✓			✓	✓			✓	✓



### 5502R38414GM

4-flute end mills

4-Schneiden VHM Schaftfräser



Type · Typ	Dimension(mm) Abmessungen							Teeth Zähne	Application Anwendung	Grade Sorte	<span style="color:blue">P</span> <span style="color:yellow">M</span> <span style="color:red">K</span> <span style="color:orange">S</span>
	d1(e8)	d2(h6)	L1	L2	d3	L3	C*45°				
5502R38414GM-0400	4	6	57	11	3.70	19	0.01-0.06	4			●
5502R38414GM-0500	5	6	57	13	4.70	21	0.01-0.06	4			●
5502R38414GM-0600	6	6	57	13	5.70	21	0.06-0.10	4			●
5502R38414GM-0800	8	8	63	19	7.70	27	0.06-0.10	4			●
5502R38414GM-1000	10	10	72	22	9.50	32	0.06-0.10	4			●
5502R38414GM-1200	12	12	83	26	11.50	38	0.10-0.15	4			●
5502R38414GM-1400	14	14	83	26	13.50	38	0.10-0.15	4			●
5502R38414GM-1600	16	16	92	32	15.50	44	0.10-0.15	4			●
5502R38414GM-1800	18	18	92	32	17.50	44	0.10-0.15	4			●
5502R38414GM-2000	20	20	104	38	19.50	54	0.15-0.20	4			●

● ex stock / ab Lager    ○ on demand / auf Anfrage

Solid Carbide end mills  
Vollhartmetallschaftfräser

### Material Overview · Material Übersicht

✓ = Very suitable · Sehr empfohlen  
✓ = Suitable · Empfohlen

KMG405

		Workpiece material Werkstückstoff									
Carbon steel Kohlenstoff- Stahl	Alloy steel Legierter Stahl	Hardened steel Gehärteter Stahl				Stainless steel · Rostfreier Stahl	Cast iron, Nodular cast iron Grauguss GGG	Copper alloy Kupfer Leg.	Aluminum alloy Alu. Leg.	Titanium alloy Titan Leg.	Heat resist. alloy Warmfeste Leg.
		~40HRC	~50HRC	~60HRC	~68HRC						
✓	✓	✓	✓			✓	✓			✓	✓

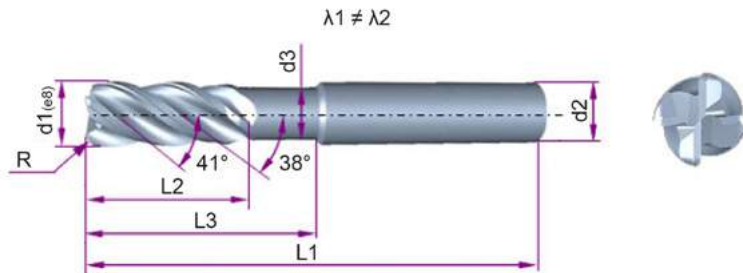
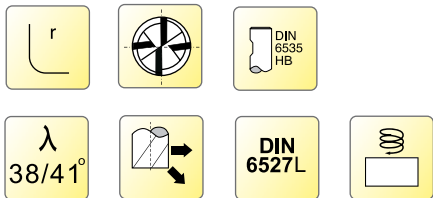
# Milling · Fräsen

Solid Carbide end mills · Vollhartmetallschaftfräser



## 5502R38414GM-R

4-flute end mills with radius  
4-Schneiden VHM Schaftfräser mit Radius



Type · Typ	Dimension(mm) Abmessungen							Teeth Zähne	Application Anwendung	Grade Sorte	<span style="color:blue">P</span> <span style="color:green">M</span> <span style="color:red">K</span> <span style="color:orange">S</span>
	d1(e8)	R±0.01	d2(h6)	L1	L2	d3	L3				
5502R38414GM-R02-0400	4	0.2	6	57	11	3.70	19	4			•
5502R38414GM-R05-0400	4	0.5	6	57	11	3.70	19	4			•
5502R38414GM-R02-0500	5	0.2	6	57	13	4.70	21	4			•
5502R38414GM-R05-0500	5	0.5	6	57	13	4.70	21	4			•
5502R38414GM-R02-0600	6	0.2	6	57	13	5.70	21	4			•
5502R38414GM-R05-0600	6	0.5	6	57	13	5.70	21	4			•
5502R38414GM-R10-0600	6	1.0	6	57	13	5.70	21	4			•
5502R38414GM-R02-0800	8	0.2	8	63	19	7.70	27	4			•
5502R38414GM-R05-0800	8	0.5	8	63	19	7.70	27	4			•
5502R38414GM-R10-0800	8	1.0	8	63	19	7.70	27	4			•
5502R38414GM-R15-0800	8	1.5	8	63	19	7.70	27	4			•
5502R38414GM-R20-0800	8	2.0	8	63	19	7.70	27	4			•
5502R38414GM-R02-1000	10	0.2	10	72	22	9.50	32	4			•
5502R38414GM-R05-1000	10	0.5	10	72	22	9.50	32	4			•
5502R38414GM-R10-1000	10	1.0	10	72	22	9.50	32	4			•
5502R38414GM-R15-1000	10	1.5	10	72	22	9.50	32	4			•
5502R38414GM-R20-1000	10	2.0	10	72	22	9.50	32	4			•
5502R38414GM-R05-1200	12	0.5	12	83	26	11.50	38	4			•
5502R38414GM-R10-1200	12	1.0	12	83	26	11.50	38	4			•
5502R38414GM-R15-1200	12	1.5	12	83	26	11.50	38	4			•
5502R38414GM-R20-1200	12	2.0	12	83	26	11.50	38	4			•
5502R38414GM-R10-1600	16	1.0	16	92	32	15.50	44	4			•
5502R38414GM-R15-1600	16	1.5	16	92	32	15.50	44	4			•
5502R38414GM-R20-1600	16	2.0	16	92	32	15.50	44	4			•
5502R38414GM-R30-1600	16	3.0	16	92	32	15.50	44	4			•
5502R38414GM-R10-2000	20	1.0	20	104	38	19.50	54	4			•
5502R38414GM-R15-2000	20	1.5	20	104	38	19.50	54	4			•
5502R38414GM-R20-2000	20	2.0	20	104	38	19.50	54	4			•
5502R38414GM-R30-2000	20	3.0	20	104	38	19.50	54	4			•

• ex stock / ab Lager    ◦ on demand / auf Anfrage


### Material Overview · Material Übersicht

✓ = Very suitable · Sehr empfohlen  
✓ = Suitable · Empfohlen

KMG405

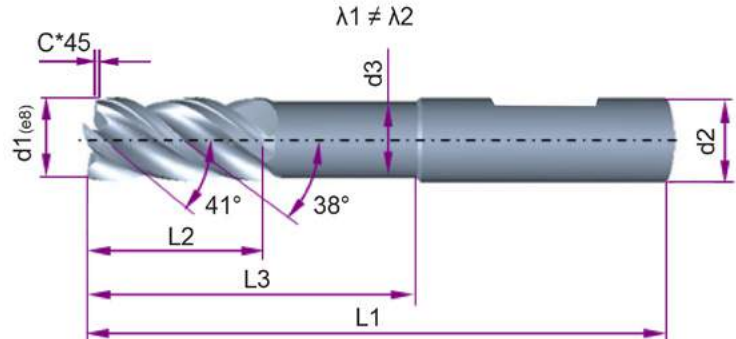
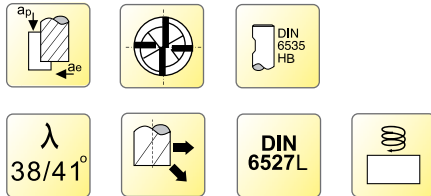
		Workpiece material Werkstückstoff									
Carbon steel Kohlenstoff- Stahl	Alloy steel Legierter Stahl	Hardened steel Gehärteter Stahl				Stainless steel · Rostfreier Stahl	Cast iron, Nodular cast iron Grauguss GGG	Copper alloy Kupfer Leg.	Aluminum alloy Alu. Leg.	Titanium alloy Titan Leg.	Heat resist. alloy Warmfeste Leg.
		~40HRC	~50HRC	~60HRC	~68HRC						
✓	✓	✓	✓			✓	✓			✓	✓

Solid Carbide end mills  
Vollhartmetallschaftfräser



### 5602R38414GM

- 4-flute end mills
- 4-Schneiden VHM Schaftfräser



Type · Typ	Dimension(mm) Abmessungen							Teeth Zähne	Application Anwendung	Grade Sorte	<span style="background-color: #0070C0; color: white; border-radius: 50%; padding: 2px;">P</span> <span style="background-color: #FFD700; color: black; border-radius: 50%; padding: 2px;">M</span> <span style="background-color: #DC143C; color: white; border-radius: 50%; padding: 2px;">K</span> <span style="background-color: #FF8C00; color: white; border-radius: 50%; padding: 2px;">S</span>
	d1(e8)	d2(h6)	L1	L2	d3	L3	C*45°				
5602R38414GM-0400	4	6	57	11	3.70	19	0.01-0.06	4		●	
5602R38414GM-0500	5	6	57	13	4.70	21	0.01-0.06	4		●	
5602R38414GM-0600	6	6	57	13	5.70	21	0.06-0.10	4		●	
5602R38414GM-0800	8	8	63	19	7.70	27	0.06-0.10	4		●	
5602R38414GM-1000	10	10	72	22	9.50	32	0.06-0.10	4		●	
5602R38414GM-1200	12	12	83	26	11.50	38	0.10-0.15	4		●	
5602R38414GM-1400	14	14	83	26	13.50	38	0.10-0.15	4		●	
5602R38414GM-1600	16	16	92	32	15.50	44	0.10-0.15	4		●	
5602R38414GM-1800	18	18	92	32	17.50	44	0.10-0.15	4		●	
5602R38414GM-2000	20	20	104	38	19.50	54	0.15-0.20	4		●	

● ex stock / ab Lager    ○ on demand /auf Anfrage

Solid Carbide end mills  
Vollhartmetallschaftfräser

### Material Overview · Material Übersicht

- ✓ = Very suitable · Sehr empfohlen
- ✓ = Suitable · Empfohlen

KMG405

		Workpiece material Werkstückstoff									
Carbon steel Kohlenstoff- Stahl	Alloy steel Legierter Stahl	Hardened steel Gehärteter Stahl				Stainless steel · Rostfreier Stahl	Cast iron, Nodular cast iron Grauguss GGG	Copper alloy Kupfer Leg.	Aluminum alloy Alu. Leg.	Titanium alloy Titan Leg.	Heat resist. alloy Warmfeste Leg.
		~40HRC	~50HRC	~60HRC	~68HRC						
✓	✓	✓	✓	✓	✓	✓	✓			✓	✓

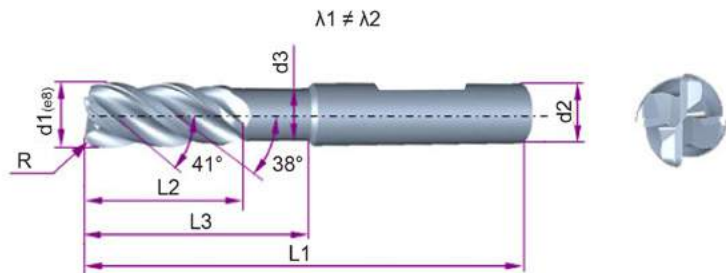
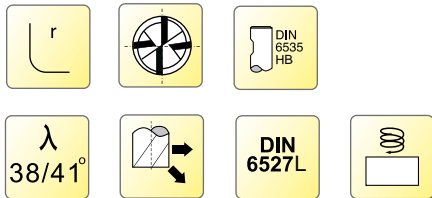
# Milling · Fräsen

Solid Carbide end mills · Vollhartmetallschaftfräser



## 5602R38414GM-R

4-flute end mills with radius  
4-Schneiden VHM Schaftfräser mit Radius



Type Typ	Dimension(mm) Abmessungen							Teeth Zähne Z	Application Anwendung Grade Sorte	<span style="background-color: #0070C0; color: white; border-radius: 50%; padding: 2px;">P</span> <span style="background-color: #FFD700; color: black; border-radius: 50%; padding: 2px;">M</span> <span style="background-color: #DC143C; color: white; border-radius: 50%; padding: 2px;">K</span> <span style="background-color: #FF8C00; color: white; border-radius: 50%; padding: 2px;">S</span>
	d1(e8)	R±0.01	d2(h6)	L1	L2	d3	L3			
5602R38414GM-R02-0400	4	0.2	6	57	11	3.70	19	4		●
5602R38414GM-R05-0400	4	0.5	6	57	11	3.70	19	4		●
5602R38414GM-R02-0500	5	0.2	6	57	13	4.70	21	4		●
5602R38414GM-R05-0500	5	0.5	6	57	13	4.70	21	4		●
5602R38414GM-R02-0600	6	0.2	6	57	13	5.70	21	4		●
5602R38414GM-R05-0600	6	0.5	6	57	13	5.70	21	4		●
5602R38414GM-R10-0600	6	1.0	6	57	13	5.70	21	4		●
5602R38414GM-R02-0800	8	0.2	8	63	19	7.70	27	4		●
5602R38414GM-R05-0800	8	0.5	8	63	19	7.70	27	4		●
5602R38414GM-R10-0800	8	1.0	8	63	19	7.70	27	4		●
5602R38414GM-R15-0800	8	1.5	8	63	19	7.70	27	4		●
5602R38414GM-R20-0800	8	2.0	8	63	19	7.70	27	4		●
5602R38414GM-R02-1000	10	0.2	10	72	22	9.50	32	4		●
5602R38414GM-R05-1000	10	0.5	10	72	22	9.50	32	4		●
5602R38414GM-R10-1000	10	1.0	10	72	22	9.50	32	4		●
5602R38414GM-R15-1000	10	1.5	10	72	22	9.50	32	4		●
5602R38414GM-R20-1000	10	2.0	10	72	22	9.50	32	4		●
5602R38414GM-R05-1200	12	0.5	12	83	26	11.50	38	4		●
5602R38414GM-R10-1200	12	1.0	12	83	26	11.50	38	4		●
5602R38414GM-R15-1200	12	1.5	12	83	26	11.50	38	4		●
5602R38414GM-R20-1200	12	2.0	12	83	26	11.50	38	4		●
5602R38414GM-R10-1600	16	1.0	16	92	32	15.50	44	4		●
5602R38414GM-R15-1600	16	1.5	16	92	32	15.50	44	4		●
5602R38414GM-R20-1600	16	2.0	16	92	32	15.50	44	4		●
5602R38414GM-R30-1600	16	3.0	16	92	32	15.50	44	4		●
5602R38414GM-R10-2000	20	1.0	20	104	38	19.50	54	4		●
5602R38414GM-R15-2000	20	1.5	20	104	38	19.50	54	4		●
5602R38414GM-R20-2000	20	2.0	20	104	38	19.50	54	4		●
5602R38414GM-R30-2000	20	3.0	20	104	38	19.50	54	4		●

● ex stock / ab Lager ○ on demand / auf Anfrage

### Material Overview · Material Übersicht

✓ = Very suitable · Sehr empfohlen  
✓ = Suitable · Empfohlen

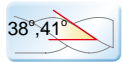
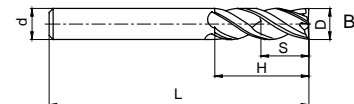
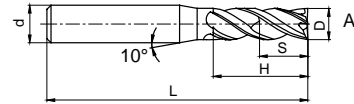
KMG405

Workpiece material Werkstückstoff											
Carbon steel Kohlenstoff. Stahl	Alloy steel Legierter Stahl	Hardened steel Gehärteter Stahl				Stainless steel · Rostfreier Stahl	Cast iron, Nodular cast iron Grauguss GGG	Copper alloy Kupfer Leg.	Aluminum alloy Alu. Leg.	Titanium alloy Titan Leg.	Heat resist. alloy Warmfeste Leg.
		~40HRC	~50HRC	~60HRC	~68HRC						
✓	✓	✓	✓			✓	✓			✓	✓

### 4-flute flattened end mills with straight shank 4-Schneiden Eckfräser mit Zylinderschaft



#### UM-4E



D ≤ 6	-0.020 ~ -0.038	6 < D ≤ 10	-0.025 ~ -0.047
10 < D ≤ 18	-0.032 ~ -0.059	18 < D	-0.04 ~ -0.073



Type Typ	Dimension(mm) Abmessungen					Teeth Zähne Z	Geometry Ausführung	Stock Lager
	D	d	H	S	L			
UM-4E-D4.0S	4.0	4	11	6.00	50	4	B	●
UM-4E-D4.0	4.0	6	11	6.00	50	4	A	●
UM-4E-D4.5	4.5	6	11	6.75	50	4	A	●
UM-4E-D5.0	5.0	6	13	7.50	50	4	A	●
UM-4E-D5.5	5.5	6	16	8.25	50	4	A	●
UM-4E-D6.0	6.0	6	16	9.00	50	4	B	●
UM-4E-D7.0	7.0	8	20	10.5	60	4	A	●
UM-4E-D8.0	8.0	8	20	12.0	60	4	B	●
UM-4E-D9.0	9.0	10	22	13.5	75	4	A	●
UM-4E-D10.0	10.0	10	25	15.0	75	4	B	●
UM-4E-D11.0	11.0	12	26	16.5	75	4	A	●
UM-4E-D12.0	12.0	12	30	18.0	75	4	B	●
UM-4E-D14.0	14.0	14	32	21.0	75	4	B	●
UM-4E-D16.0	16.0	16	45	24.0	100	4	B	●
UM-4E-D18.0	18.0	18	45	27.0	100	4	B	●
UM-4E-D20.0	20.0	20	45	30.0	100	4	B	●

● ex stock / ab Lager ○ on demand / auf Anfrage

Solid Carbide end mills  
Vollhartmetallschaftfräser

### Material Overview · Material Übersicht

✓ = Very suitable · Sehr empfohlen  
✓ = Suitable · Empfohlen

Workpiece material Werkstückstoff											
Carbon steel Kohlenstoff Stahl	Alloy steel Legierter Stahl	Quenched and tempered steel · Vergüteter Stahl		Hardened steel · Gehärteter Stahl		Stainless steel · Rostfreier Stahl	Cast iron, Nodular cast iron Grauguss GGG	Copper alloy Kupfer Leg	Aluminum alloy Alu Leg	Titanium alloy Titan Leg	Heat resist alloy warmfeste Leg
		~40HRC	~50HRC	~55HRC	~68HRC						
✓	✓	✓	✓	✓		✓	✓			✓	✓

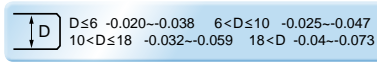
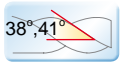
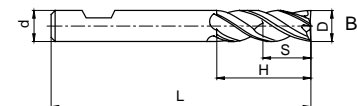
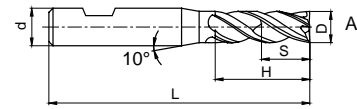
# Milling · Fräsen

Solid Carbide end mills · Vollhartmetallschaftfräser

## 4-flute flattened end mills with weldon shank 4-Schneiden Eckfräser mit Weldonschaft



### UM-4E-W



Type Typ	Dimension(mm) Abmessungen					Teeth Zähne Z	Geometry Ausführung	Stock Lager
	D	d	H	S	L			
UM-4E-D4.0-W	4.0	6	11	6.00	50	4	A	●
UM-4E-D4.5-W	4.5	6	11	6.75	50	4	A	●
UM-4E-D5.0-W	5.0	6	13	7.50	50	4	A	●
UM-4E-D5.5-W	5.5	6	16	8.25	50	4	A	●
UM-4E-D6.0-W	6.0	6	16	9.00	50	4	B	●
UM-4E-D7.0-W	7.0	8	20	10.5	60	4	A	●
UM-4E-D8.0-W	8.0	8	20	12.0	60	4	B	●
UM-4E-D9.0-W	9.0	10	22	13.5	75	4	A	●
UM-4E-D10.0-W	10.0	10	25	15.0	75	4	B	●
UM-4E-D11.0-W	11.0	12	26	16.5	75	4	A	●
UM-4E-D12.0-W	12.0	12	30	18.0	75	4	B	●
UM-4E-D14.0-W	14.0	14	32	21.0	75	4	B	●
UM-4E-D16.0-W	16.0	16	45	24.0	100	4	B	●
UM-4E-D18.0-W	18.0	18	45	27.0	100	4	B	●
UM-4E-D20.0-W	20.0	20	45	30.0	100	4	B	●

● ex stock / ab Lager    ○ on demand / auf Anfrage

Solid Carbide end mills  
Vollhartmetallschaftfräser

## Material Overview · Material Übersicht

✓ = Very suitable · Sehr empfohlen  
✓ = Suitable · Empfohlen

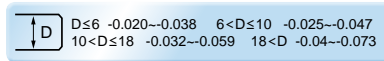
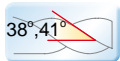
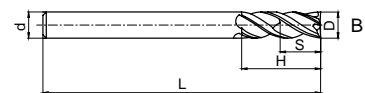
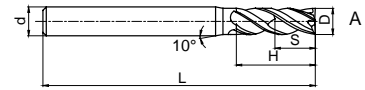
Workpiece material Werkstückstoff											
Carbon steel Kohlenstoff Stahl	Alloy steel Legierter Stahl	Quenched and tempered steel · Vergüteter Stahl		Hardened steel · Gehärteter Stahl		Stainless steel · Rostfreier Stahl	Cast iron, Nodular cast iron Grauguss GGG	Copper alloy Kupfer Leg	Aluminum alloy Alu Leg	Titanium alloy Titan Leg	Heat resist alloy warmfeste Leg
		~40HRC	~50HRC	~55HRC	~68HRC						
✓	✓	✓	✓	✓		✓	✓			✓	✓



4-flute flattened end mills with straight shank and long cutting edge  
4-Schneiden Eckfräser mit langer Schneide und Zylinderschaft



### UM-4EL



Type Typ	Dimension(mm) Abmessungen					Teeth Zähne Z	Geometry Ausführung	Stock Lager
	D	d	H	S	L			
UM-4EL-D4.0	4.0	6	15	6.00	75	4	A	●
UM-4EL-D5.0	5.0	6	20	7.50	75	4	A	●
UM-4EL-D6.0	6.0	6	20	9.00	75	4	B	●
UM-4EL-D8.0	8.0	8	25	12.0	100	4	B	●
UM-4EL-D10.0	10.0	10	30	15.0	100	4	B	●
UM-4EL-D12.0	12.0	12	35	18.0	100	4	B	●
UM-4EL-D14.0	14.0	14	40	21.0	100	4	B	●
UM-4EL-D16.0	16.0	16	50	24.0	150	4	B	●
UM-4EL-D20.0	20.0	20	55	30.0	150	4	B	●

● ex stock / ab Lager    ○ on demand / auf Anfrage

Solid Carbide end mills  
Vollhartmetallschaftfräser

### Material Overview · Material Übersicht

✓ = Very suitable · Sehr empfohlen  
✓ = Suitable · Empfohlen

Workpiece material Werkstückstoff											
Carbon steel Kohlenstoff Stahl	Alloy steel Legierter Stahl	Quenched and tempered steel · Vergüteter Stahl		Hardened steel · Gehärteter Stahl		Stainless steel · Rostfreier Stahl	Cast iron, Nodular cast iron Grauguss GGG	Copper alloy Kupfer Leg	Aluminum alloy Alu Leg	Titanium alloy Titan Leg	Heat resist alloy warmfeste Leg
		~40HRC	~50HRC	~55HRC	~68HRC						
✓	✓	✓	✓	✓		✓	✓			✓	✓

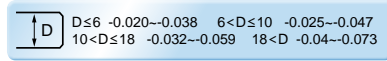
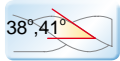
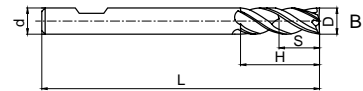
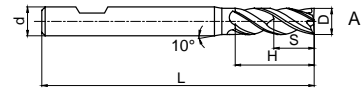
# Milling · Fräsen

Solid Carbide end mills · Vollhartmetallschaftfräser

4-flute flattened end mills with weldon shank and long cutting edge  
4-Schneiden Eckfräser mit langer Schneide und Weldonschaft



## UM-4EL-W



Type Typ	Dimension(mm) Abmessungen					Teeth Zähne Z	Geometry Ausführung	Stock Lager
	D	d	H	S	L			
UM-4EL-D4.0-W	4.0	6	15	6.00	75	4	A	○
UM-4EL-D5.0-W	5.0	6	20	7.50	75	4	A	○
UM-4EL-D6.0-W	6.0	6	20	9.00	75	4	B	○
UM-4EL-D8.0-W	8.0	8	25	12.0	100	4	B	○
UM-4EL-D10.0-W	10.0	10	30	15.0	100	4	B	○
UM-4EL-D12.0-W	12.0	12	35	18.0	100	4	B	○
UM-4EL-D14.0-W	14.0	14	40	21.0	100	4	B	○
UM-4EL-D16.0-W	16.0	16	50	24.0	150	4	B	○
UM-4EL-D20.0-W	20.0	20	55	30.0	150	4	B	●

● ex stock / ab Lager ○ on demand /auf Anfrage


Solid Carbide end mills  
Vollhartmetallschaftfräser

## Material Overview · Material Übersicht

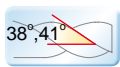
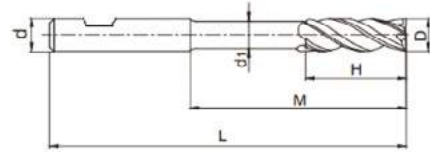
✓ = Very suitable · Sehr empfohlen  
✓ = Suitable · Empfohlen

Workpiece material Werkstückstoff											
Carbon steel Kohlenstoff Stahl	Alloy steel Legierter Stahl	Quenched and tempered steel · Vergüteter Stahl		Hardened steel · Gehärteter Stahl		Stainless steel · Rostfreier Stahl	Cast iron, Nodular cast iron Grauguss GGG	Copper alloy Kupfer Leg	Aluminum alloy Alu Leg	Titanium alloy Titan Leg	Heat resist alloy warmfeste Leg
		~40HRC	~50HRC	~55HRC	~68HRC						
✓	✓	✓	✓	✓		✓	✓			✓	✓

4-flute flattened end mills with straight shank and long cutting edge  
4-Schneiden Eckfräser mit langer Schneide und Zylinderschaft



### UM-4ELP-W



$\frac{D}{d}$	D ≤ 6	-0.020--0.038	6 < D ≤ 10	-0.025--0.047
	10 < D ≤ 18	-0.032--0.059	18 < D	-0.04--0.073



Type Typ	Dimension(mm) Abmessungen						Teeth Zähne Z	Stock Lager
	D	M	d1	H	L	d		
UM-4ELP-D4.0-W	4.0	36	3,8	15	75	6	4	•
UM-4ELP-D5.0-W	5.0	36	4,8	20	75	6	4	•
UM-4ELP-D6.0-W	6.0	36	5,7	20	75	6	4	•
UM-4ELP-D8.0-W	8.0	60	7,7	25	100	8	4	•
UM-4ELP-D10.0-W	10.0	55	9,5	30	100	10	4	•
UM-4ELP-D12.0-W	12.0	50	11,5	35	100	12	4	•
UM-4ELP-D14.0-W	14.0	50	13,5	40	100	14	4	•
UM-4ELP-D16.0-W	16.0	100	15,5	50	150	16	4	•
UM-4ELP-D20.0-W	20.0	98	19,5	55	150	20	4	•

### Material Overview · Material Übersicht

✓ = Very suitable · Sehr empfohlen  
✓ = Suitable · Empfohlen

Workpiece material Werkstückstoff											
Carbon steel Kohlenstoff Stahl	Alloy steel Legierter Stahl	Quenched and tempered steel · Vergüteter Stahl		Hardened steel · Gehärteter Stahl		Stainless steel · Rostfreier Stahl	Cast iron, Nodular cast iron Grauguss GGG	Copper alloy Kupfer Leg	Aluminum alloy Alu Leg	Titanium alloy Titan Leg	Heat resist alloy warmfeste Leg
		~40HRC	~50HRC	~55HRC	~68HRC						
✓	✓	✓	✓	✓		✓	✓			✓	✓

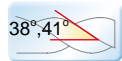
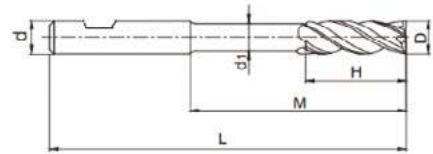
# Milling · Fräsen

Solid Carbide end mills · Vollhartmetallschaftfräser

5-flute flattened end mills with Weldon shank and long cutting edge  
5-Schneiden Eckfräser mit langer Schneide und Weldon-Schaft



## UM-5EP-W



D ≤ 6	-0.020--0.038	6 < D ≤ 10	-0.025--0.047
10 < D ≤ 18	-0.032--0.059	18 < D	-0.04--0.073



Type Typ	Dimension (mm) Abmessungen						Teeth Zähne Z	Stock Lager
	D	M	d1	H	L	d		
UM-5EP-D20.0-W	20.0	72	19,5	41	126	20	5	•
UM-5EP-D25.0-W	25.0	102	24,5	51	160	25	5	•

Solid Carbide end mills  
Vollhartmetallschaftfräser

## Material Overview · Material Übersicht

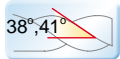
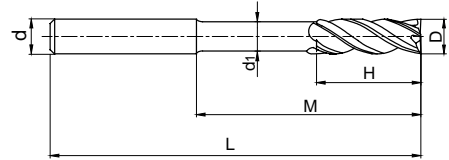
✓ = Very suitable · Sehr empfohlen  
✓ = Suitable · Empfohlen

Workpiece material Werkstückstoff											
Carbon steel Kohlenstoff Stahl	Alloy steel Legierter Stahl	Quenched and tempered steel · Vergüteter Stahl		Hardened steel · Gehärteter Stahl		Stainless steel · Rostfreier Stahl	Cast iron, Nodular cast iron Grauguss GGG	Copper alloy Kupfer Leg	Aluminum alloy Alu Leg	Titanium alloy Titan Leg	Heat resist alloy warmfeste Leg
		~40HRC	~50HRC	~55HRC	~68HRC						
✓	✓	✓	✓	✓		✓	✓			✓	✓

■ 4-flute flattened end mills with short cutting edge and long neck  
 4-Schneiden Eckfräser mit kurzer Schneide und Zylinderschaft



### UM-4EFP



D ≤ 6	-0.020 ~ -0.038	6 < D ≤ 10	-0.025 ~ -0.047
10 < D ≤ 18	-0.032 ~ -0.059	18 < D	-0.04 ~ -0.073



Type Typ	Dimension(mm) Abmessungen						Teeth Zähne Z	Stock Lager
	D	d	H	M	d1	L		
UM-4EFP-D6.0	6.0	6	9	30	5.8	75	4	●
UM-4EFP-D8.0	8.0	8	12	40	7.8	100	4	●
UM-4EFP-D10.0	10.0	10	15	50	9.6	100	4	●
UM-4EFP-D12.0	12.0	12	18	50	11.5	100	4	●
UM-4EFP-D16.0	16.0	16	24	50	15.5	150	4	●
UM-4EFP-D20.0	20.0	20	30	60	19.5	150	4	●

● ex stock / ab Lager    ○ on demand / auf Anfrage

Solid Carbide end mills  
Vollhartmetallschaftfräser

### ■ Material Overview · Material Übersicht

✓ = Very suitable · Sehr empfohlen  
 ✓ = Suitable · Empfohlen

Workpiece material Werkstückstoff											
Carbon steel Kohlenstoff Stahl	Alloy steel Legierter Stahl	Quenched and tempered steel · Vergüteter Stahl		Hardened steel · Gehärteter Stahl		Stainless steel · Rostfreier Stahl	Cast iron, Nodular cast iron Grauguss GGG	Copper alloy Kupfer Leg	Aluminum alloy Alu Leg	Titanium alloy Titan Leg	Heat resist alloy warmfeste Leg
		~40HRC	~50HRC	~55HRC	~68HRC						
✓	✓	✓	✓	✓		✓	✓			✓	✓

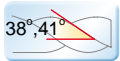
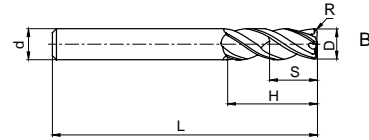
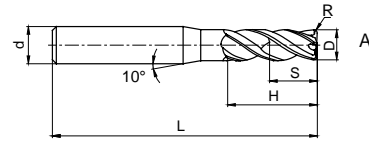
# Milling · Fräsen

Solid Carbide end mills · Vollhartmetallschaftfräser

4-flute radius end mills with straight shank  
4-Schneiden Radiuseckfräser mit Zylinderschaft



## UM-4R



D ≤ 6	-0.020--0.038	6 < D ≤ 10	-0.025--0.047
10 < D ≤ 18	-0.032--0.059	18 < D	-0.04--0.073



Type Typ	Dimension(mm) Abmessungen						Teeth Zähne Z	Geometry Ausführung	Stock Lager
	D	R	d	H	S	L			
UM-4R-D4.0R0.3	4.0	0.3	6	10	6.0	50	4	A	●
UM-4R-D4.0R0.5	4.0	0.5	6	10	6.0	50	4	A	●
UM-4R-D5.0R0.5	5.0	0.5	6	13	7.5	50	4	A	●
UM-4R-D5.0R1.0	5.0	1.0	6	13	7.5	50	4	A	●
UM-4R-D6.0R0.5	6.0	0.5	6	16	9.0	50	4	B	●
UM-4R-D6.0R1.0	6.0	1.0	6	16	9.0	50	4	B	●
UM-4R-D8.0R0.5	8.0	0.5	8	20	12	60	4	B	●
UM-4R-D8.0R1.0	8.0	1.0	8	20	12	60	4	B	●
UM-4R-D10.0R0.5	10.0	0.5	10	25	15	75	4	B	●
UM-4R-D10.0R1.0	10.0	1.0	10	25	15	75	4	B	●
UM-4R-D10.0R2.0	10.0	2.0	10	25	15	75	4	B	●
UM-4R-D10.0R3.0	10.0	3.0	10	25	15	75	4	B	●
UM-4R-D12.0R0.5	12.0	0.5	12	30	18	75	4	B	●
UM-4R-D12.0R1.0	12.0	1.0	12	30	18	75	4	B	●
UM-4R-D12.0R2.0	12.0	2.0	12	30	18	75	4	B	●
UM-4R-D12.0R3.0	12.0	3.0	12	30	18	75	4	B	●
UM-4R-D16.0R1.0	16.0	1.0	16	45	24	100	4	B	●
UM-4R-D16.0R2.0	16.0	2.0	16	45	24	100	4	B	●
UM-4R-D16.0R3.0	16.0	3.0	16	45	24	100	4	B	●
UM-4R-D20.0R1.0	20.0	1.0	20	45	30	100	4	B	●
UM-4R-D20.0R2.0	20.0	2.0	20	45	30	100	4	B	●
UM-4R-D20.0R3.0	20.0	3.0	20	45	30	100	4	B	●


● ex stock / ab Lager ○ on demand / auf Anfrage

## Material Overview · Material Übersicht

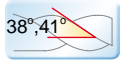
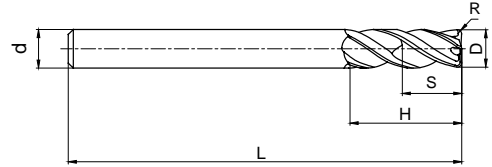
✓ = Very suitable · Sehr empfohlen  
✓ = Suitable · Empfohlen

Workpiece material Werkstückstoff											
Carbon steel Kohlenstoff Stahl	Alloy steel Legierter Stahl	Quenched and tempered steel · Vergüteter Stahl		Hardened steel · Gehärteter Stahl		Stainless steel · Rostfreier Stahl	Cast iron, Nodular cast iron Grauguss GGG	Copper alloy Kupfer Leg	Aluminum alloy Alu Leg	Titanium alloy Titan Leg	Heat resist alloy warmfeste Leg
		~40HRC	~50HRC	~55HRC	~68HRC						
✓	✓	✓	✓	✓		✓	✓			✓	✓

### 4-flute radius end mills with straight shank and long cutting edge 4-Schneiden Radiuseckfräser mit langer Schneide und Zylinderschaft



#### UM-4RL



D	D ≤ 6	-0.020 ~ -0.038	6 < D ≤ 10	-0.025 ~ -0.047
	10 < D ≤ 18	-0.032 ~ -0.059	18 < D	-0.04 ~ -0.073



Type Typ	Dimension(mm) Abmessungen						Teeth Zähne Z	Stock Lager
	D	R	d	H	S	L		
UM-4RL-D6.0R0.5	6.0	0.5	6	16	9	75	4	●
UM-4RL-D6.0R1.0	6.0	1.0	6	16	9	75	4	●
UM-4RL-D8.0R0.5	8.0	0.5	8	20	12	100	4	●
UM-4RL-D8.0R1.0	8.0	1.0	8	20	12	100	4	●
UM-4RL-D10.0R0.5	10.0	0.5	10	25	15	100	4	●
UM-4RL-D10.0R1.0	10.0	1.0	10	25	15	100	4	●
UM-4RL-D10.0R2.0	10.0	2.0	10	25	15	100	4	●
UM-4RL-D12.0R0.5	12.0	0.5	12	30	18	100	4	●
UM-4RL-D12.0R1.0	12.0	1.0	12	30	18	100	4	●
UM-4RL-D12.0R2.0	12.0	2.0	12	30	18	100	4	●
UM-4RL-D16.0R1.0	16.0	1.0	16	45	24	150	4	●
UM-4RL-D16.0R2.0	16.0	2.0	16	45	24	150	4	●

● ex stock / ab Lager    ○ on demand / auf Anfrage

Solid Carbide end mills  
Vollhartmetallschaftfräser

### Material Overview · Material Übersicht

✓ = Very suitable · Sehr empfohlen  
✓ = Suitable · Empfohlen

Workpiece material Werkstückstoff											
Carbon steel Kohlenstoff Stahl	Alloy steel Legierter Stahl	Quenched and tempered steel · Vergüteter Stahl		Hardened steel · Gehärteter Stahl		Stainless steel · Rostfreier Stahl	Cast iron, Nodular cast iron Grauguss GGG	Copper alloy Kupfer Leg	Aluminum alloy Alu Leg	Titanium alloy Titan Leg	Heat resist alloy warmfeste Leg
		~40HRC	~50HRC	~55HRC	~68HRC						
✓	✓	✓	✓	✓		✓	✓			✓	✓

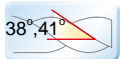
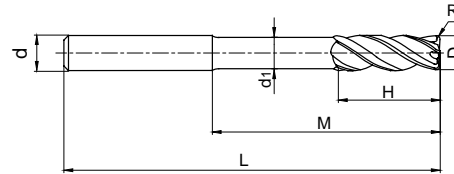
# Milling · Fräsen

Solid Carbide end mills · Vollhartmetallschaftfräser

4-flute radius end mills with straight shank and short cutting edge and long neck  
4-Schneiden Radiuseckfräser mit kurzer Schneide und Zylinderschaft



## UM-4RFP



D	D ≤ 6	-0.020	-0.038	6 < D ≤ 10	-0.025	-0.047
	10 < D ≤ 18	-0.032	-0.059	18 < D	-0.04	-0.073



Type Typ	Dimension(mm) Abmessungen							Teeth Zähne Z	Stock Lager
	D	R	d	d <sub>1</sub>	H	M	L		
UM-4RFP-D6.0R0.5	6.0	0.5	6	5.8	6	18	75	4	●
UM-4RFP-D6.0R1.0	6.0	1.0	6	5.8	6	18	75	4	●
UM-4RFP-D8.0R0.5	8.0	0.5	8	7.7	8	24	100	4	●
UM-4RFP-D8.0R1.0	8.0	1.0	8	7.7	8	24	100	4	●
UM-4RFP-D10.0R0.5	10.0	0.5	10	9.6	10	30	100	4	●
UM-4RFP-D10.0R1.0	10.0	1.0	10	9.6	10	30	100	4	●
UM-4RFP-D10.0R2.0	10.0	2.0	10	9.6	10	30	100	4	●
UM-4RFP-D12.0R0.5	12.0	0.5	12	11.5	12	36	100	4	●
UM-4RFP-D12.0R1.0	12.0	1.0	12	11.5	12	36	100	4	●
UM-4RFP-D12.0R2.0	12.0	2.0	12	11.5	12	36	100	4	●
UM-4RFP-D16.0R1.0	16.0	1.0	16	15.5	16	40	150	4	●
UM-4RFP-D16.0R2.0	16.0	2.0	16	15.5	16	40	150	4	●

● ex stock / ab Lager ○ on demand / auf Anfrage

Solid Carbide end mills  
Vollhartmetallschaftfräser


## Material Overview · Material Übersicht

✓ = Very suitable · Sehr empfohlen  
✓ = Suitable · Empfohlen

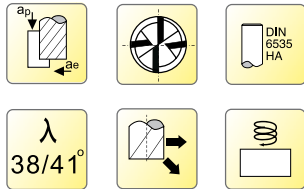
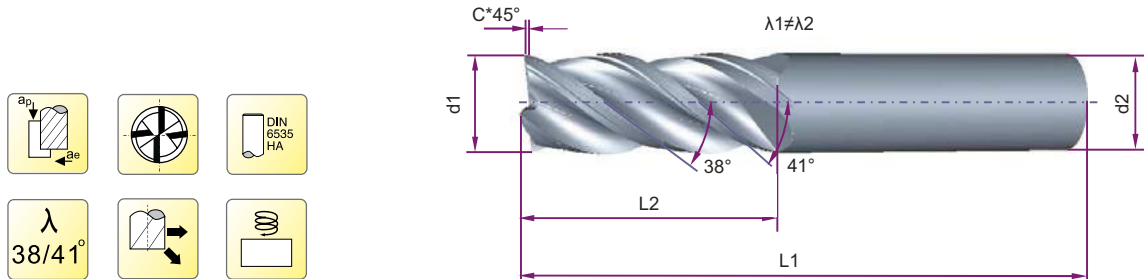
Workpiece material Werkstückstoff											
Carbon steel Kohlenstoff Stahl	Alloy steel Legierter Stahl	Quenched and tempered steel · Vergüteter Stahl		Hardened steel · Gehärteter Stahl		Stainless steel · Rostfreier Stahl	Cast iron, Nodular cast iron Grauguss GGG	Copper alloy Kupfer Leg	Aluminum alloy Alu Leg	Titanium alloy Titan Leg	Heat resist alloy warmfeste Leg
		~40HRC	~50HRC	~55HRC	~68HRC						
✓	✓	✓	✓	✓		✓	✓			✓	✓



**VSM-4E** for difficult to machine material with sharp cutting edge  
**VSM-4E** für schwerzerspanbares Material, mit scharfer Schneide



4-flute end mills with straight shank and long cutting edge  
 4-Schneiden Eckfräser mit langer Schneide und Zylinderschaft



Type · Typ	Dimension(mm) Abmessungen					Teeth Zähne	Application Anwendung	<span style="border: 1px solid black; border-radius: 50%; padding: 2px;">P</span> <span style="border: 1px solid black; border-radius: 50%; padding: 2px; background-color: yellow;">M</span> <span style="border: 1px solid black; border-radius: 50%; padding: 2px;">S</span>
	d1	d2	L2	L1	C*45°			
VSM-4E-D4.0	4	6	11	50	0.01-0.06	4		●
VSM-4E-D5.0	5	6	13	50	0.01-0.06	4		●
VSM-4E-D6.0	6	6	16	50	0.06-0.10	4		●
VSM-4E-D8.0	8	8	20	60	0.06-0.10	4		●
VSM-4E-D10.0	10	10	25	75	0.06-0.10	4		●
VSM-4E-D12.0	12	12	30	75	0.10-0.15	4		●
VSM-4E-D16.0	16	16	45	100	0.10-0.15	4		●
VSM-4E-D20.0	20	20	45	100	0.15-0.20	4		●

● ex stock / ab Lager    ○ on demand /auf Anfrage

Solid Carbide end mills  
Vollhartmetallschaftfräser

### Material Overview · Material Übersicht

✓ = Very suitable · Sehr empfohlen  
 ✓ = Suitable · Empfohlen

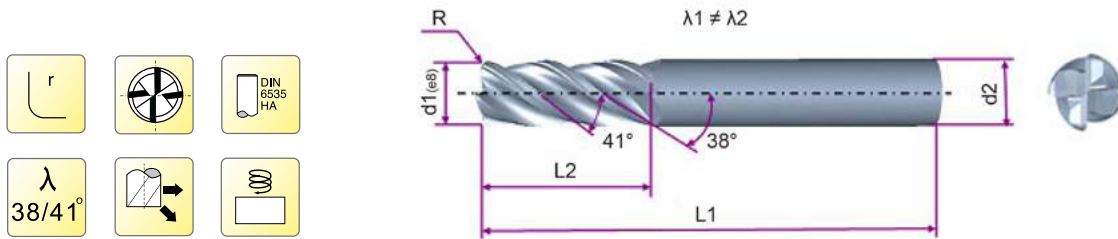
KMG405

		Workpiece material Werkstückstoff									
Carbon steel Kohlenstoff- Stahl	Alloy steel Legierter Stahl	Hardened steel Gehärteter Stahl				Stainless steel · Rostfreier Stahl	Cast iron, Nodular cast iron Grauguss GGG	Copper alloy Kupfer Leg.	Aluminum alloy Alu. Leg.	Titanium alloy Titan Leg.	Heat resist. alloy Warmfeste Leg.
		~40HRC	~50HRC	~60HRC	~68HRC						
✓	✓	✓				✓				✓	✓

# Milling · Fräsen

Solid Carbide end mills · Vollhartmetallschaftfräser

**VSM-4R** for difficult to machine material with radius  
**VSM-4R** für schwerzerspanbares Material, mit Radius



Type Typ	Dimension(mm) Abmessungen					Teeth Zähne Z	Applicaion Anwendung Grade Sorte	P M S		
	d1(e8)	R ±0.01	d2(h6)	L1	L2			KMG 405		
VSM-4R-D4.0R0.2	4	0.2	6	50	11	4		●		
VSM-4R-D4.0R0.5	4	0.5	6	50	11	4		●		
VSM-4R-D5.0R0.2	5	0.2	6	50	13	4		●		
VSM-4R-D5.0R0.5	5	0.5	6	50	13	4		●		
VSM-4R-D6.0R0.2	6	0.2	6	50	16	4		●		
VSM-4R-D6.0R0.5	6	0.5	6	50	16	4		●		
VSM-4R-D6.0R1.0	6	1.0	6	50	16	4		●		
VSM-4R-D6.0R1.5	6	1.5	6	50	16	4		●		
VSM-4R-D8.0R0.5	8	0.5	8	63	20	4		●		
VSM-4R-D8.0R0.8	8	0.8	8	63	20	4		●		
VSM-4R-D8.0R1.0	8	1.0	8	63	20	4		●		
VSM-4R-D8.0R1.5	8	1.5	8	63	20	4		●		
VSM-4R-D8.0R2.0	8	2.0	8	63	20	4		●		
VSM-4R-D10.0R0.5	10	0.5	10	75	25	4		●		
VSM-4R-D10.0R0.8	10	0.8	10	75	25	4		●		
VSM-4R-D10.0R1.0	10	1.0	10	75	25	4		●		
VSM-4R-D10.0R1.5	10	1.5	10	75	25	4		●		
VSM-4R-D10.0R2.0	10	2.0	10	75	25	4		●		
VSM-4R-D12.0R0.5	12	0.5	12	75	30	4		●		
VSM-4R-D12.0R0.8	12	0.8	12	75	30	4		●		
VSM-4R-D12.0R1.0	12	1.0	12	75	30	4		●		
VSM-4R-D12.0R1.5	12	1.5	12	75	30	4		●		
VSM-4R-D12.0R2.0	12	2.0	12	75	30	4		●		
VSM-4R-D12.0R2.5	12	2.5	12	75	30	4		●		
VSM-4R-D12.0R3.0	12	3.0	12	75	30	4		●		
VSM-4R-D12.0R4.0	12	4.0	12	75	30	4		●		
VSM-4R-D16.0R0.5	16	0.5	16	100	45	4		●		
VSM-4R-D16.0R0.8	16	0.8	16	100	45	4		●		
VSM-4R-D16.0R1.0	16	1.0	16	100	45	4		●		
VSM-4R-D16.0R1.5	16	1.5	16	100	45	4		●		
VSM-4R-D16.0R2.0	16	2.0	16	100	45	4		●		
VSM-4R-D16.0R2.5	16	2.5	16	100	45	4		●		
VSM-4R-D16.0R3.0	16	3.0	16	100	45	4		●		
VSM-4R-D16.0R4.0	16	4.0	16	100	45	4		●		
VSM-4R-D20.0R0.5	20	0.5	20	100	45	4		●		
VSM-4R-D20.0R1.0	20	1.0	20	100	45	4		●		
VSM-4R-D20.0R1.5	20	1.5	20	100	45	4		●		
VSM-4R-D20.0R2.0	20	2.0	20	100	45	4		●		
VSM-4R-D20.0R2.5	20	2.5	20	100	45	4		●		
VSM-4R-D20.0R3.0	20	3.0	20	100	45	4		●		
VSM-4R-D20.0R4.0	20	4.0	20	100	45	4		●		

## Material Overview · Material Übersicht

● ex stock / ab Lager ○ on demand / auf Anfrage

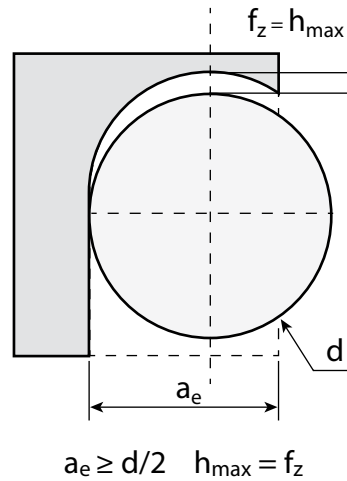
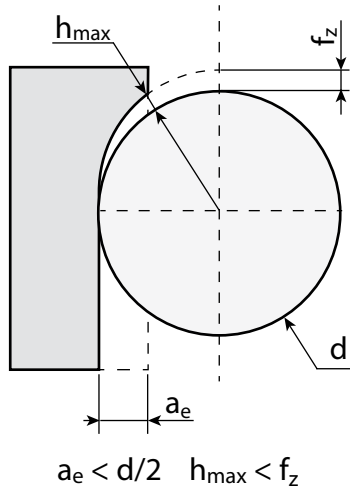
		Workpiece material Werkstückstoff									
		Hardened steel Gehärteter Stahl				Stainless steel · Rostfreier Stahl	Cast iron, Nodular cast iron Grauguss GGG	Copper alloy Kupfer Leg.	Aluminum alloy Alu. Leg.	Titanium alloy Titan Leg.	Heat resist. alloy Warmfeste Leg.
Carbon steel Kohlenstoff-Stahl	Alloy steel Legierter Stahl	~40HRC	~50HRC	~60HRC	~68HRC						
✓	✓	✓				✓				✓	✓

KMG405

### HSC strategy/HSC-Strategie

It's important to use the right strategy. When programming make sure the width of cut is kept. The width of cut is usually not higher than 15%. Regarding the depth of cut, the total length of the cutting edge can be used.

Wichtig ist die richtige Strategie. Bei der Programmierung muss unbedingt darauf geachtet werden, dass die seitliche Zustellung eingehalten wird. Die seitliche Zustellung sollte in der Regel nicht mehr als 15% betragen. Bei der Zustelltiefe kann die volle Länge der Schneide genutzt werden.



$$h_{\max} = 2f_z \sqrt{\frac{a_e}{d} \left(1 - \frac{a_e}{d}\right)}$$

When changing the width of cut the cutting data needs to be adjusted.

As calculatory size applies a chip thickness from approx. 0.15–0.2 mm on basis of the usual steel types.

Bei Veränderung der seitlichen Zustellung müssen die Schnittparameter angepasst werden.

Als kalkulatorische Größe gilt eine Spandicke von ca. 0,15–0,2 mm bei den üblichen Stahlsorten.

#### Example/Beispiel

Tool/Werkzeug	Machining/Bearbeitung
<p>UM-4E-D20.0-W KMG405</p>	<p>HSC strategy/HSC-Strategie</p>

<b>Workpiece material/Werkstückmaterial</b>	16MnCr5 (1.7131) ca. 700 N/mm <sup>3</sup>
<b>Cutting data/Schnittdaten</b>	
$V_c$	550 m/min
$n$	8750 1/min
$f_z$	0,3 mm ( $h_{\max} = 0,19$ mm)
$V_f$	10500 mm/min
$a_p$	22 mm
$a_e$	2,3 mm

#### Result/Ergebnis

Chip removal rate **530 cm<sup>3</sup>/min!** Machining time 58 seconds! The maximum chip thickness is 0.19 mm.  
Zerspanungsrate **530 cm<sup>3</sup>/min!** Bearbeitungszeit 58 Sekunden! Die maximale Spandicke beträgt hier 0,19 mm.



Scan for PDF

HPC Endmills  
HPC Fräser



Sales center in Europe  
*Vertriebszentrale in Europa*

## ZCC Cutting Tools Europe GmbH

[www.zccct-europe.com](http://www.zccct-europe.com)

Wanheimer Str. 57, 40472 Düsseldorf, Germany

Tel.: +49(0)211-989240-0

Fax: +49(0)211-989240-111

E-Mail: [info@zccct-europe.com](mailto:info@zccct-europe.com)

Sales center in France  
*Vertriebszentrale in Frankreich*

## ZCC Cutting Tools Europe GmbH Succursale Française

[www.zccct-europe.com](http://www.zccct-europe.com)

14, Allée Charles Pathé, 18000 Bourges, France

Tel.: +33 (0)2-454101-40

Fax: +33 (0)2-486619-46

E-Mail: [ventes@zccct-europe.com](mailto:ventes@zccct-europe.com)

© Copyright by ZCC Cutting Tools Europe GmbH  
All rights reserved. / *Alle Rechte vorbehalten.*

All rights reserved. All descriptions and pictures are protected by copyright. Usage, modification and reproduction, completely or partially, without written permission are prohibited. Subject to technical changes and changes of the delivery program. Mistakes and printing errors are reserved.

*Alle Rechte vorbehalten. Alle Beschreibungen und Abbildungen sind urheberrechtlich geschützt. Die Verwendung, Modifikation und Vervielfältigung, ganz oder teilweise, ohne schriftliche Genehmigung sind untersagt. Technische Änderungen und Änderungen des Lieferprogrammes vorbehalten. Für Druckfehler und Irrtümer keine Gewähr.*